

SIDE CURTAINS



SEPTEMBER
2014

THE MAGAZINE
OF THE
ROTORUA
VINTAGE
AND VETERAN
CAR CLUB



- CLUB NEWS
- EVENTS
- REPORTS
- ADVICE
- OPINIONS
- INFO



ROTORUA

Cover Photos

Top: 1956 Nash Metropolitan 1500

Owners: Ralph & Joan Bennett

Lower: Two Stags in Opotiki

Owners: Nelsons & Peters

Back Cover: 1961 Chevrolet

Owners: Tony & Marilyn Sarich

If you want to see your pride and joy on the front cover,
please supply a good quality photo or digital image to the editor.

CLUB CAR PHOTOS

If you want your club car photo on the clubroom wall then get in touch with Doug Green, and he will organise a time and place for a photo shoot. It would be good if we could have all member's car photos on display.

Doug's phone number is 333 2726.



f r o m c o n c e p t t o p r i n t

CORPORATE WORK: newsletters, magazines, logo design,
brochures, business cards, booklets, reports, presentations.

PERSONAL STATIONERY: invitations, personal contact cards,
thank you cards, announcements, photo greeting cards.

And lots, lots more!

Contact Catherine for affordable, professional design and printing!

Tel/Fax: **09-828 4500**, Mbl: **021-109 3204**

Email: **documentsbydesign@gmail.com**

PO Box 27 638, Mt Roskill, Auckland

SIDE CURTAINS SEPTEMBER 2014

MAGAZINE OF THE ROTORUA VINTAGE AND VETERAN CAR CLUB OF NEW ZEALAND



Clubrooms: Neil Hunt Park, Tarawera Road, Rotorua

Postal: PO Box 2014, Rotorua **Email:** rotorua@vcc.org.nz

Website: www.rotoruvintagecarclub.org.nz

Sun Alliance Agency Number: HO 0300146

Club Meetings: 2nd Wednesday of month (except January), 7.15pm for 7.30pm start.

OFFICERS

Patron	Bob Mowbray
Chairperson	Andy Watson
Secretary	Lois Thompson
Treasurer	Mary Watson
Club Captain	Denis Burr
Asst Club Captain:	Maurie Crowe

COMMITTEE

Steve de Jeu	
Roger Nelson	
Angie Brunton	
Past Chairman	Mel Cooper
Mid Weekers	Rocky Fiske
Social Convenor	Angie Brunton
Side Curtains Editor	John Peters
Beaded Wheels	Ronald Mayes
Tea Persons	Pat Burr Pat Mackay Marilyn Sarich
Custodian	Vacant - <i>can you help?</i>
Librarian	Dorothy Clouston
Asst Librarian	Vacant - <i>can you help?</i>
Cards and Flowers	Adelai Skelton
Hon Solicitor	Barry Rodgers
Hon Auditor	Murray Farquhar

CONTENTS

From the Chair	2
From the Club Captains desk	3
Gas Hot Water Unit	3
Historic Race Licences	3
Editor Lost For Words	4
Taking Photos for Side Curtains	4
Our Website	5
<i>Upcoming Events</i>	
Diary Dates	6
Club Night	6
Club Run	6
Mid Weekers - Atiamuri	6
Mid Weekers - Spring Tour	
Northland	7
Mid Weekers - Ag Heritage Village	8
RVVCC Events 2014-2015	9
MMXIV Rallye automobile ancienne Monte Carlo	10
Journey Through Time	11-12
National North Island weekend before Easter rally	13
The Event Helper	13
<i>Event Reports</i>	
Midweekers Duck Day	14
Ford recalling more than 160,000 vehicles	15
Tape Restoration!	15
Part 2 of our Tour to Alaska	16
How does a Car Horn work?	18
Chattering Windshield Wipers	19
For Sale	20
Coming Events	21
Newsletter Contributions	21

From the Chair



At the August Club night, Maurie Crowe displayed his Standard Vanguard Ute and gave us a heads up on its history. To give it a bit more poke it has been fitted with a Triumph 2.5 TC engine. I related the story of the time when I worked in the Wellington CBD for the NZED and owned a 3-litre V6 Zephyr Mk4 and my work colleague had a Vanguard Vignale Phase 3. His car had blown a frost plug on the way to work. So I offered to tow him home at lunchtime up to where he lived in Newlands via the Ngauranga Gorge. When we arrived at his place he said 'that's the fastest that damned car has ever gone up the gorge!'

Mel Cooper went on to give us a talk with video of his recent tour of South America. It is incredible that ancient civilizations achieved so much without the aid of modern technology. Maybe they had help from aliens.

Lois Thompson and I attended the recent National AGM in Wellington. Salient points as follows: National website re-launched, Website for International Rally launched, VIC workshops available if we want to participate, Club Discipline procedures to be overhauled, Subs stay the same, NI Easter Rally 2015 will be held by Warkworth one week earlier than Easter due to traffic congestion, National Commercial Rally Manawatu over Easter 2015, Branches will shortly receive a hard drive containing 700 videos, and the Goddard Trophy was awarded to Ian and Fay Chamberlain from Wanganui for services to the International Rally. If you want to know anything more about the meeting, please do give me a call.

You may not be aware but without the efforts of the late Sir Len Southward who pressured the Government of the time to reduce the Registration levy for 40 year old vehicles, we may not have this privilege today.

By the time you read this, the Sulphur City rally will be done and dusted. Angie Brunton and Roger Nelson have been preparing the event over the last few months. I have registered 58 cars from the Far North Branch through to Gisborne, so at this stage we are looking forward to a great event. So if you haven't entered and are fit and well, you will be missing out on a great day out.

Our new Club Captain, Denis Burr has the bit between his teeth and has organised his calendar of events for the rest of the year.

We have had only one letter of complaint about the Swap Meet where the writer was complaining about the muddy conditions. I have yet to reply, but hello, even a half-wit would know that it is winter and it's an outside event so you should dress accordingly; ie, Swandri and Gumboots. Are there any volunteers to write a reply??

Cheers, Andy

From the Club Captains desk

Things are a bit quiet at present but by the time you read this the Sulphur City Rally will be done and dusted. I am sure it will have been great.

With Maurie's help we have sorted a year's programme for you. It is in this bulletin on page 9. Yes, as we go along things will change so keep an eye out so if this happens you will know what and when the changes happen.

The September run is just a tour through the local countryside. It is a picnic run, so bring your lunch, chairs and good humour. A spot with toilets is our venue but if it is raining or showers a hall has been booked.

Morning tea at club rooms, a lake side picnic spot for lunch with afternoon tea at club rooms. (This is so you can moan to the club captain and ask for improvements.)

If you have any ideas for venues for a run or something we can go and see, please hand on this info, others will also be interested

I will thank Maurie again for his help, Bob Mackay has also offered his help, and this is much appreciated. Thanks Guys.

So until we catch up again, safe motoring and good health.

Cheers, Denis

GAS HOT WATER UNIT

After consultation with a gas specialist, it is no longer necessary to turn off the gas hot water heating unit.

It will operate much better if the pilot light is left on continually.

HISTORIC RACE LICENCES

Could all members who hold a Historic Race Licence please check the expiry date, and if it has expired or is due to expire, all you need to do is send it back to the National Office along with \$23.00 and it will be renewed for a further 5 years.

Julie Cairns, Administration Manager

The Historic Vehicle Authority of NZ, The Vintage Car Club of New Zealand (Inc.)

Phone: 03-366 4461, Fax: 03-366 0273

Email: admin@vcc.org.nz Website: www.vcc.org.nz

Editor Lost For Words



The Sulphur City Rally is over and what a good weekend it turned out to be. No rain and a good number of participants. We decided not to enter the rally this year, so I did some marshalling instead and the Proof Reader was on morning and afternoon tea duties.

At my check point I should have seen every car entered in the rally, but alas only about half came my way, with two of those driving past without stopping and as if they were in a race. The rest went off course only to get back on course further up the road and therefore not getting lost, and not even knowing that they were off course. The straight ahead rule seems to have been the problem.

At an intersection without instruction, and having been told at the top of your rally instructions that the “Straight ahead rules apply,” you take the least line of deviation without crossing the centre line.

I know that this rally was plotted so that if you went off course you would not get lost and would get back on course further along the road and not be aware that you were off course.

I think it would be a good idea if the club captain was to incorporate some “straight ahead, straight line and tulip” navigation in some of our club runs. Newer members could then have an experienced navigator with them to show how it all works, while also giving some practise for the older members.

Hopefully there will be a report on the Rally in next month’s Side Curtains, as will be the prize list and some photos.

Editor

TAKING PHOTOS FOR INCLUSION IN SIDE CURTAINS

It’s great to include photos from RVCC events in Side Curtains, however to ensure the best printing result there’s a few things you need to do.

1. Set the resolution to the **highest possible quality setting** your camera will allow. This will take photos that are a large file size. You may need to purchase a memory card with a greater capacity. Do not downsize or crop to email, if need be use an online service such as Dropbox to send for use in Side Curtains.
2. Hold the camera steady. Rest your arms or body against a wall or table to help with stability. The shutter on most digital cameras is open longer than the old film cameras. If using auto focus, press the shutter button halfway and give the camera time to adjust.
3. Think about lighting and composition. Ask your subjects to smile.
4. Check your photos as you take them, to fix any problems before it’s too late.

OUR WEBSITE

www.rotoruvintagecarclub.org.nz


Have you visited our website yet?

Our ranking is improving, thank you for your help.

If you haven't already please search for
"Rotorua Vintage Car Club" on Google and then scroll
to about halfway down page 1 of results, and then
click on the first search result that has our
website address showing as the link.

Also please remember to put the website on anything
club related that you are producing.

If you are happy to read our magazine
"Side Curtains" from the website,
and not a hard copy by post, then please advise the
Editor by e-mail, letter or phone.



DIARY DATES

Next club night: 10 Sept, 7.30pm

Next committee meeting: 15 Sept, 5.30pm

Club Night

Wednesday 10 September

Car on display will be Rocky & Rebecca Fiske's Triumph GT6 and our guest speaker is Cliff Wickham, on modern car assembly.

Club Run

Sunday 14 September

The September run is just a tour through the local countryside. It is a picnic run, so bring your lunch, chairs and good humour. A spot with toilets is our venue but if it is raining or showers a hall has been booked.

Morning tea at the club rooms, a lake-side picnic spot for lunch with afternoon tea at club rooms. (This is so you can moan to the club captain and ask for improvements.)

Mid Weekers - Atiamuri

Wednesday 17 September

Meet at the clubrooms **NOTE LATER TIME 10.30am** for morning tea. Then it's the "Mihi Cafe" for lunch. Following lunch we will travel via Tutukau road to Atiamuri to revisit the immaculate collection of American cars and memorabilia owned by Peter Phillips. This was a much admired collection two years ago and he now has another shed to drool over.

Contact Rocky or Rebecca for any enquiries, phone 333 1883 or 021 446 48

Midweekers Spring Tour Northland

Tuesday 14 October to Friday 17 October

Start and finish will be north of Auckland.

Meeting in Orewa at 9am Tuesday 14 October and finishing at Matakana late afternoon Friday 17 October.

Day 1: Departing at 9am, we will visit the Kauri Museum at Matakoe, then head to Opononi for the first night. (230km)

Day 2: Drive to Rawene, cross the Hokianga on the car ferry, then up to Ahipara via Broadwood. (145km). On to Kaitaia and surrounds then up the Karikari peninsular for the night at Whatuwhiwhi.

Day 3: Visit to the Mathews Museum at Auere, then south via Mangonui, Kerikeri, Paihia, Opua (130km), then car ferry across to Russell for the 3rd night.

Day 4: Coastal road to Whakapara, SH1 to Whangarei, and south to Waipu. We will then take the (225km) coastal and back roads to Leigh and Matakana.

For Accommodation details please contact us, early bookings will get the best choice. Look forward to hearing from you.

Rocky and Rebecca

Email: fiske@xtra.co.nz or phone 07-333 1883 or 021-446 486



Mid Weekers - Ag Heritage Village, Mystery Creek, Cambridge


Wednesday 19 November

Meet at the clubrooms at 10am for morning tea, we will then travel directly to Mystery Creek, Cambridge. We will have a picnic lunch on arrival at the Village, rain or shine.

There is a lot to see including: "The Bledisloe" – a series of colonial rooms 1875-1930, The Heritage Village – School House, Hospital, Church, Blacksmith, Garage, Jail, The DC3 aeroplane, The Dairy Museum, The Fire Museum – a 1914 Denis Fire Engine, something for everyone. We will be guided on the day by Allan. The cost is \$5 per person.

Please note that the Village is only open to pre-booked groups, so don't miss this amazing opportunity.

Contact Rocky or Rebecca for any enquiries, phone 333 1883 or 021 446 486.



"You can slow down now, Edgar."

Cut out and keep

RVVCC Events 2014-2015

DATE	WHAT	DETAILS
14 September 2014	Garage Raid	A rural ramble with a picnic lunch. Meet at the club rooms at 10am for morning tea
12 October 2014	Club Run	View a collection in morning. Lunch in Café, "mini farm walk and wool shop" afternoon. Numbers required, leaving about 9:30 am from the clubrooms
23 November 2014	BBQ Run	Set by Albert and Marina
14 December 2014		Set by Ken and Lynn
18 January 2015	Car Show	Lakefront
15 February 2015	Club Captain's Run	A Collection with a life style and rural enterprise
15 March 2015	Chairman's run	Set by Andy and Mary
12 April 2015	Night Run	Set by Andy and Mary
17 May 2015		Shed view and a wander through rural area

Subject to change, check your copy of Side Curtains or our website, www.rotoruvintagecarclub.org.nz for the most up-to-date details.

*The Banks Peninsula Branch of the
Vintage Car Club of New Zealand
Affiliated to the
Federation Internationale des Vehicules Anciens
takes pleasure in announcing the*

MMXIV RALLYE AUTOMOBILE ANCIENNE MONTE CARLO.

Organised by the Banks Peninsula Branch, and capturing the spirit of the original Rallye, the 5th southern Monte will occur on the 15th November 2014. Plan your own start point/time/route for maximum points for your particular vehicle/crew. You may choose to motor from the stroke of midnight on the 14th to a late afternoon checkpoint on the 15th. Start point – anywhere south of Maungatainoka. Finish – the French enclave of Akaroa.

Competitive motoring is restricted to the day of the 15th. Both Individual and Team Awards are again at stake. Evening function/presentation is part of the event.

***For Entry Forms – mike.louise@paradise.net.nz
For verbal advice – Michael Williams (03) 328 8043***



King Country Branch

of the

Vintage Car Club of New Zealand Inc

JOURNEY THROUGH TIME

Town & Country Rally

PROGRAMME

Friday 17th October

6.00 pm Pot Luck Tea

to be held in Clubrooms,

(Please bring a plate/ dish to share.)

176 Taringamotu Road, Taumarunui.

Saturday 18th October

8.45a.m. Check in at Clubrooms.

(Rally Pack will be given out)

9.30 a.m. Welcome

Followed by briefing

10.00a.m. First vehicle departs.

6.00 p.m. Pre dinner drinks,

7.00 p.m. Dinner and prize giving in

Taumarunui Cosmopolitan Club,

Miriama Street, Taumarunui.

RALLY INFORMATION:

The Journey through Time is an informal rally of about 130 kilometres through the roads of the Central King Country.

This year the theme is "**Town & Country**" and there is the souvenir booklet which gives information on places on the route. The roads this year are a combination of approximately 1/4 loose metal and 3/4 tar seal. Full petrol tanks are recommended.

A back-up vehicle carrying petrol and water will follow the route.

This year members of the Motorhome

Association are spending the weekend at our clubrooms, as the

Tiger Moth group are having a "Fly In" at the airport.

So there will be plenty to see.

General

The Road code must be obeyed at all times. One person in each vehicle must be a member of the Vintage Car Club of New Zealand and may be called upon to show their current membership card. The Driver must hold a valid driver's licence and may be required to show this document.

No entries will be accepted after closing date due to catering requirements.

In event of a dispute, the decision of the Rally Organising Committee shall be final.

ENTRANT COPY

Entries Close 3rd October

Name of Entrant _____

Name of Navigator _____

Address _____

Town _____

Post code _____

Phone Number _____

E-mail Address _____

Vehicle Make _____

Model _____ Year _____

VCC Branch & Number _____

Entry Fee (Per Car) **\$25.00** **\$ 25.00**

Saturday Lunch **\$12.00.** -----
(PER PERSON)

Saturday Dinner **\$36.00** _____
(PER PERSON)

TOTAL _____

Please complete in full and return with cheque to
King Country Branch VCC to

Rally Secretary N Dougherty

34 House Ave.

Taumarunui. 3920

E-mail kingcountryvcc@vcc.org.nz



**King Country Branch
of
Vintage Car Club of New Zealand Inc.**



**JOURNEY THROUGH
TIME RALLY**

**“TOWN
&
COUNTRY.”**

SATURDAY

18TH OCTOBER 2014

RALLY RULES:

1. The event is open to members of the Vintage Car Club of New Zealand Inc.

The Classes are:

Veteran & Vintage before 1931

Post-Vintage 1932 to 1945

Post War 1946 to 1960

P V 60 1961 to 1980

Post 1980

Motorcycles

If fewer than 3 vehicles are entered in a particular class, then these vehicles will be placed in the next appropriate class.

**Accommodation
Motels in Taumarunui**

Central Park Motel 07 895 7132

Hilton Motel 07 895 7181

Kelly's Motel 07 895 8175

Twin Rivers Motel 07 895 8063

Mahoe Motel 07 895 8988

Alexander Spa Motel 07 895 8501

Bed & Breakfast

Le Cornu Farms B&B 07 896 8901

Femleaf B&B 07 895 4847

Lesmoyle Park 07 895 5016

Bradleys Garden Bed & Breakfast 274 452 074

Awarua Lodge 07 896 7677

Taumarunui Holiday Park 07 895 9345

(Camping Ground)

i site can also be contacted at

07 895 7494

GUEST'S INDEMNITY WAIVER

The organisers of this event draw attention of the participants to the following rule regarding eligibility “events should be open to vehicles as defined by Club Rules.” All vehicles accepted must be entered by a financial member of the Club. Either the owner or the driver on the day shall be a member of the Club or if resident overseas a member of a recognized overseas organization.

This means that if you are not a member of the Vintage Car Club of New Zealand Inc. and you wish to drive in this event in a vehicle owned by a club member, we welcome you as a guest in a non -competitive capacity and because the Club's public liability insurance only cover incidents involving club members, we ask that you sign the indemnity waiver below.

INDEMNITY WAIVER

I agree not to hold liable the Vintage Car Club of New Zealand Inc. King Country Branch, its members, officials, or representatives for any loss, however caused or for the consequences of any actions by an official member or representative of the Vintage Car Club of New Zealand Inc., and accept that my participation in this event is as a non-competitive guest only and I do so at my own risk.

I have read and accept this Indemnity Waiver

SIGNED

.....

DATE

.....



Weekend before

The National North Island Easter Rally

27 - 30 March 2015

Hosted by the Wellsford/Warkworth Branch and centred on Warkworth

Timed to avoid Easter and school holiday traffic and accommodation issues

Two days of spectacular rural and coastal motoring

including a choice of Sunday tours and visits

For further information and entry forms contact the Rally Secretary
 Leon Salt (09) 423 8122
 Email: ni.rally2015@gmail.com

including a choice of Sunday tours and visits

For further information and entry forms contact the Rally Secretary
Leon Salt (09) 423 8122
Email: ni.rally2015@gmail.com

Side Curtains September 2014

[illegible]

Midweekers Duck Day

Wednesday 20 August

Well what a day! I don't believe in cancelling things but we had little option.

We got up and fed the cows in pouring rain, the poor things had to drink all the water before they could get to the grass. We set off for the clubrooms in the Coupe and canoed all the way into town thinking this is bl....dy ridiculous, we can't drive to Whakatane in these conditions.

Arrived at the clubrooms and repaired the failed windscreen wipers by which time I was getting somewhat damp. Rebecca turned the lights on and only two would go, then Bob arrived and played with switches, then we had no lights at all or any power at all for that matter, so Bob got the blame. In actual fact the power was off due to three power poles being taken out in an accident on Te Ngae Road, where some of us had just driven moments before. Some members got into town after the accident and couldn't get to the clubrooms. So all we had were two club cars (Triumphs) and three moderns, no power and torrential rain with police, ambulance and fire engines in every direction.

A decision had to be made, as routes in and out of Rotorua were closed and conditions were appalling. Safety and responsibility became paramount, so a unanimous decision was made to cancel the day out. Numerous phone calls had to be made and unfortunately some members could not be contacted whom we knew were on their way to Whakatane for lunch, so our sincere apologies to those, but I do believe they had a lovely lunch.

For the rest of us it was where do we go for a coffee on the east side of town that has power, and sure enough good old McDonalds in Te Ngae came to the rescue, so via the backstreets of Lynmore we converged on McDonalds for a great cup of coffee and a chin wag.

After leaving McDonalds at around midday it still took us 35 minutes to get to Sala Street, as Rotorua was still in chaos. It was great to see a local police officer out of his car cleaning drains, as flood waters crossed the road by the Lynmore School.

On arriving home the sun came out so it was once again all carpets out of the car hanging up to dry. I don't think any car would have kept dry inside after driving through the conditions we went through, even the guard around the air cleaner that has a dish in it which sits on top of the motor was full of water, so it was lucky the old trusty Triumph kept going.

So all in all we were out for a Duck!!

Triumph Reigns!!!

Ford recalling more than 160,000 vehicles

Ford is recalling more than 160,000 vehicles in North America for two safety issues. The largest recall involves 159,395 Focus ST and Escape vehicles from the 2013 and 2014 model years. Ford says their engines could hesitate or stall because of a wiring problem.

Ford also is recalling 616 Focus and C-Max cars made earlier this month because their steering gears don't have the proper number of ball bearings. That can potentially degrade the remaining ball bearings and lead to a loss of steering control.

Ford says there have been no accidents or injuries related to either recall. The 616 cars are still at dealerships and haven't been sold.

Ford Motor Co. will notify customers and repair the vehicles for free.

-AP

Tape Restoration!

We've all had this problem. The roll of masking tape in the garage has been sitting around for several years, through winter and summer. We desperately need to use it and now, when we start to pull a strip it comes off in shreds or tears along its length. It's nearly a full roll and it seems to be useless. Besides, now we'll have to go buy another roll or find a neighbour who has some.

Don't run off just yet! There's probably some hope for that stiff, aged roll of tape. Take it into the kitchen and place it in the microwave oven. Give it 30 seconds (no more!) on High and take it out when the buzzer sounds.

How is it now? Can you tear off a length without problems? Chances are you can, since you've "rejuvenated" the adhesive with microwave energy. The tape should stay in good shape for quite a while afterward, and you can repeat the "treatment" several more times before you cook the adhesive forever.

(I had a roll of black plastic tape and had a job to lift the end, then it would tear off in strips, so with nothing to lose it went into the microwave for 30 seconds. Then I tried to lift the end with no joy, so back into the microwave for another 20 seconds and I could lift it and pull a full width length with no problems. Remains to be seen how long it will last. Ed)

Part 2 of our Tour to Alaska

From Cooper Landing we travelled back through Anchorage to Palmer. This is the agriculture centre of Alaska, a small area of horticulture and some animals. Not extensive that is for sure, as there is a very short growing season.

From here we took a couple of days to get to Fairbanks, where we took in some of the Midnight Sun Festival which is held every year on their longest day. Four or five of the main streets of Fairbanks were closed off. It was really just some markets and street entertainers. Maybe it heated up at night but we are not night owls.

From here we travelled to Tok and the following day we left our van here and travelled to Dawson City, again crossing the border to Canada. This road is called “top of the world highway”, and it is, we travelled for miles along a ridge, all the time looking down on rolling country covered in trees. Some of it was quite steep, and all gravel road.

We had to cross the Yukon River on a ferry to Dawson City- a smallish town but it was the heart of the gold industry in years gone by and there is still gold being found in the general area.

We stayed the night here then went back to Tok (crossed the border again) to pick up the van and travel back on the Alaskan Highway to Beaver Creek. (Having crossed the border to Canada again)

We travelled back along the Highway and went down through Prince George to cover some different country.

After crossing the border into America we went through Montana, (great country here) into Wyoming, then back to Missouri to Kansas City.

We travelled 9700 miles on this trip and our thoughts are: great trip, don't want to do it again as we did not allow enough time, and too many miles in too short a time.


Would love to do some in the winter time but nobody will come with me as some of the temperatures reach 30 or colder.

Denis



How does a Car Horn work?

A car horn is (well, it was before the age of electronic devices) a very simple electromechanical device that uses the principle of electromagnetism to create noise.



A typical car horn consists of a flexible metal diaphragm (usually made of spring steel), a coil of wire that forms an electromagnet, a switch and a housing that functions somewhat like a megaphone. The entire apparatus functions according to

Hooke's Law, which states, "The extension of a spring is directly proportional to the load applied, provided the limit of proportionality is not exceeded."

This is fancy wording that means, simply, that if you design the horn properly the flexible diaphragm will oscillate back and forth continuously as long as current is applied. This will translate into the sound desired.

Horns are constructed with a flexible electrical contact that is attached to - or actuated by - the flexible diaphragm. A strong electromagnet that moves a central armature is connected to the flexible metal diaphragm. When current is applied to the electromagnet the armature moves to its mechanical limit, momentarily disconnecting power. As it relaxes back to its starting point, electrical contact is again made and the armature starts its travel again.

As you might imagine, moving all this mass to create a loud, sustained sound that is often in excess of 90 decibels in loudness takes a lot of energy. That energy is electrical current, of course, and in cars equipped with electromechanical horns the only accessory that uses more is the starter. Headlights, power seats, etc., individually don't use as much current as the horns. That's why the wiring and terminals associated with horns are so large, and also why a relay is necessary to actuate the horns.

In actual operation, one presses the horn button and at that moment the electrical contact allows current flow to the relay, which in turn furnishes high current to the horn's electromagnet. That, in turn, attracts the diaphragm, which flexes to its mechanical limit. This disengages the contact, which stops current flow to the electromagnet. The diaphragm is released to travel back past neutral position clos-

ing the switch again, and thereby pulling the diaphragm back, setting up an even oscillation.

Horns come in an endless variety of notes, or frequencies. The note of a horn is determined by the flexibility of the diaphragm; its physical size; the power of the electromagnet; the mass of the diaphragm; mechanical arrangement of the switch contact; size and shape of the horn's case and a number of other contributing factors.

Most collector cars (those made before the 1970s, anyway) have two horns, a low-note and a high-note. The combination of these two notes is what gives the distinctive sound of a particular car. Interestingly, larger cars always were equipped with horns that gave an overall lower frequency honk and small car horns were biased toward the higher frequencies. Hence the "beep-beep" of Volkswagens and the French-horn type sounds from Cadillac's.

Believe it or not, many countries mandated (and still do) a car's specific horn frequency. The idea is that a high-pitched horn note should indicate a small vehicle and the lower the note the larger the vehicle. That's why big trucks have such deep horn sounds, as do locomotives.

(How many of you knew "Hooke's Law"? This could be another article for next month's Mag! Ed)

Chattering Windshield Wipers

Windshield wipers chatter and skip even though they are new? The reason is your windshield is dirty! Yeah, we know you cleaned it with Windex after washing the car, but it's still dirty with an invisible film of road salts and oils. This film must be scrubbed off. The best thing to accomplish this task is Bon Ami cleanser, still found in its original 1940s-style can in the supermarket. Wet down the windshield, liberally sprinkle the powder and scrub with a soft-bristle brush (you know, the kind your Grandmother used to scrub the kitchen floor with). Rinse thoroughly and dry off with paper towels. You can clean older wiper blades the same way too, since the films accumulate on them as well.

Tip for this tip: Do this before washing the car to avoid mess.

2nd Tip for this tip: Don't (repeat: don't), use Ajax or Comet or any other chlorinated or pumice-containing cleanser. If you do, you're going to have to learn how to re-polish the windshield glass. We'll be doing an article on how to do that, but that's later!

For Sale

Ford AA Truck 1927-28:

VCC authenticated Rego & Wof.
Restored 1990, a very useable old truck.
Driven regularly. \$10000 ono
Contact Bill on 07-357 4876 Rotorua

1952 Morris Minor 4-door, side valve

One South Island family ownership for decades, original paint, very well maintained and original throughout. Asking price is \$5000.

Contact Ronald Mayes for further details 07-347 8490 or randgmayes@gmail.com

Morris 10 1940's.

Shed stored with some parts. Complete car going. Open to offers.

Phone Graham on 07-348 3104

Mark 1 Consul.

Complete car in going order. Open to offers.

Phone Graham on 07-348 3104.

1938 Ford V8 std Fordor Sedan

12v electrics, 24 stud motor, rego on hold. \$14000 ono.

Contact Peter on 027-498 1875 Rotorua.



1922 Ford Model TT Truck: Recent engine work and general refurbishment including repainting. New W.O.F and registration. A very drivable vintage truck. \$14,000 ono.

Enquiries to: David Taylor 07-343 9392 or John Kirkland 07-347 4876.

Coming Events

	DAY	WHAT	MEET	STARTING PLACE	PAGE
Sept	10	Club Night	7.30pm	Clubrooms	6
	14	Club Run	10.00am	Clubrooms	6
	17	Midweekers American Cars	10.30am	Clubrooms	6
Oct	8	Club Night	7.30pm	Clubrooms	
	12	Club Run	10.00am	Clubrooms	9
	14-17	Midweekers Spring Tour	9-00am	Orewa	7
Nov	12	Club Night	7-30pm	Clubrooms	
	19	Midweekers	10-00am	Clubrooms	8
	23	Club Run	TBA	TBA	

Newsletter Contributions

Do you enjoy our newsletter? Is there something else you would like to see included?

Letters, reports, articles of interest, photos, ideas and feedback are all welcome and should be sent to the editor, John Peters, before the 25th of each month.

These can be **emailed to jwpete@xtra.co.nz**

or posted to 9 Taiporutu Place, Rotorua, 3015.

Or drop it in our home mail box yourself. You can phone me on 07-348 6825.

Text should be provided in MS Word format.

Photos should be scanned in colour at 300dpi or higher or taken on a digital camera at the highest possible setting to enable good reproduction. Save as a jpg file to email.

The opinions or statements expressed in Side Curtains are the authors own views and do not necessarily express the policy or views of the Rotorua Vintage and Veteran Car Club Inc. The editor's decision is final.



ROTORUA VINTAGE AND VETERAN CAR CLUB

Clubrooms: Neil Hunt Park, Tarawera Road, Rotorua

Postal: PO Box 2014, Rotorua **Email:** rotorua@vcc.org.nz

Website: www.rotoruvintagecarclub.org.nz

Sun Alliance Agency Number: HO 0300146

Club Meetings: 2nd Wednesday of month (except January), 7.15pm for 7.30pm start.